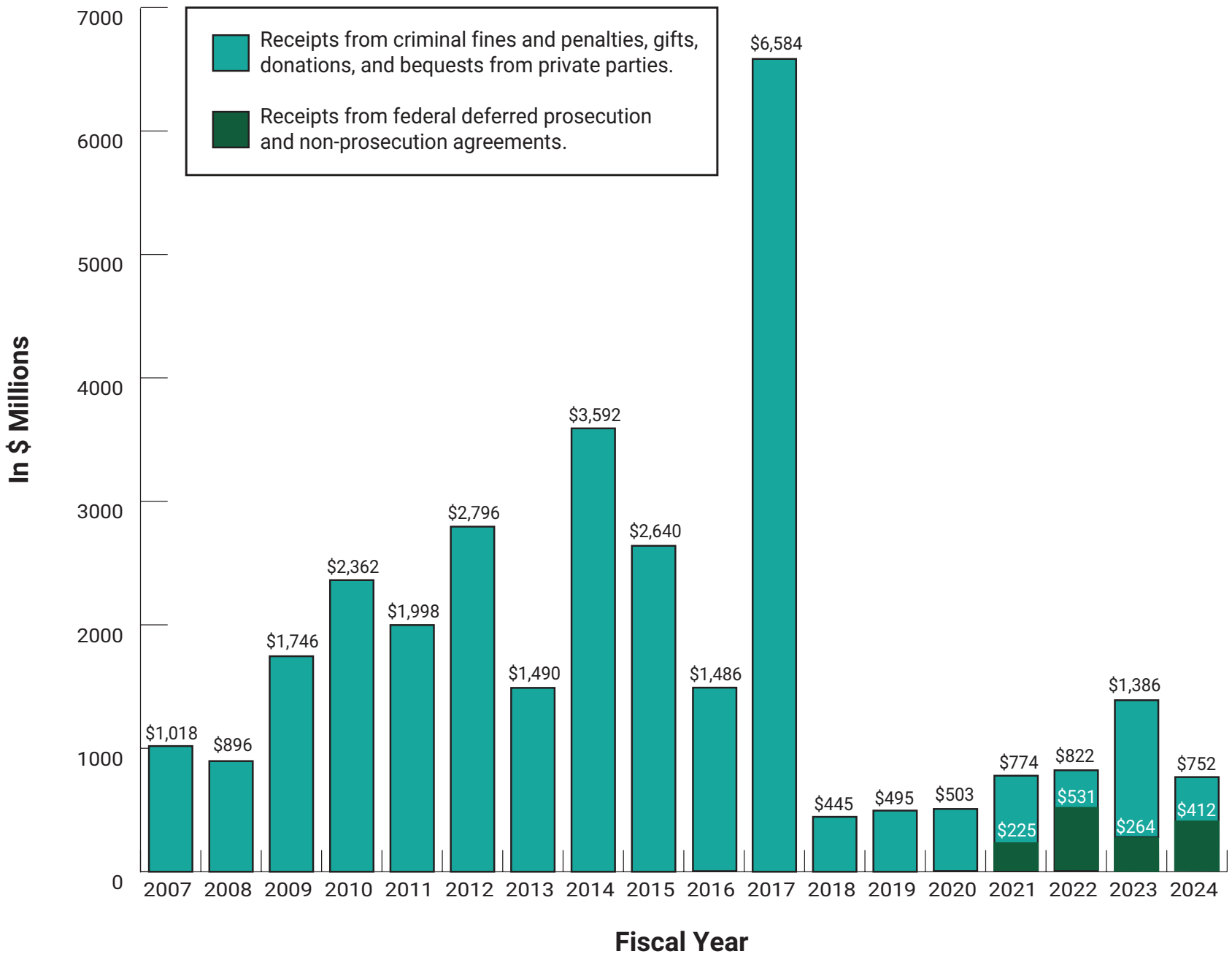


FY 2007 – FY 2024 Crime Victims Fund Annual Receipts (\$ Millions)

(as of 5/31/2024)



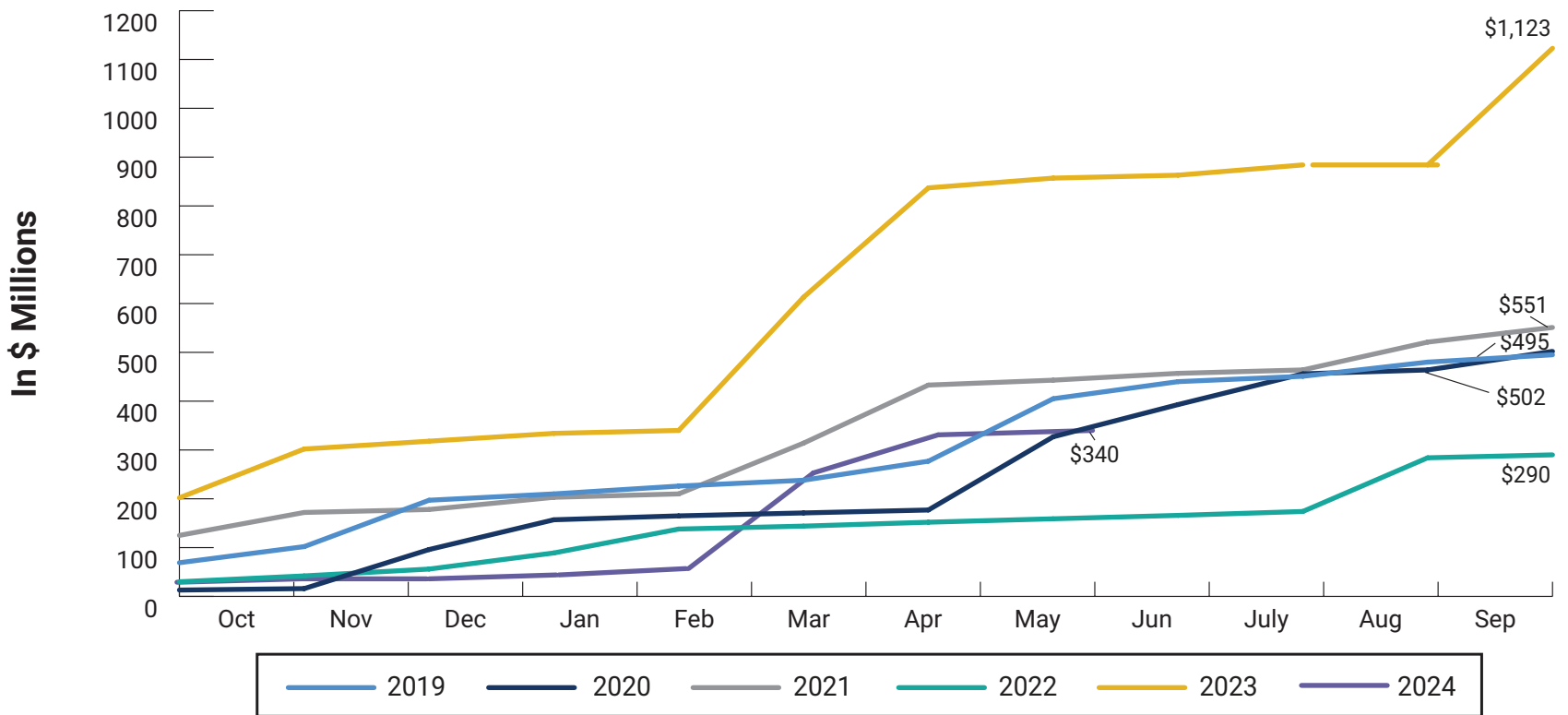
Administered by OVC, the Crime Victims Fund is a special fund within the Treasury consisting of non-tax revenue (mostly fines, penalties, and bond forfeitures from convicted federal criminals). These receipts are collected through special assessments, criminal fines, and forfeited appearance bonds through the U.S. Attorneys’ Offices. Federal revenues deposited into the Fund also come from gifts, donations, and bequests by private parties.

Signed into law on August 22, 2021, the VOCA Fix to Sustain the Crime Victims Fund Act of 2021 (VOCA Fix) requires monetary penalties from federal deferred prosecution and non-prosecution agreements to go into the Crime Victims Fund. As of May 31, 2024, the total amounts received from deferred prosecution and non-prosecution agreements were over \$1.43 billion.

This bar graph and more information about the Crime Victims Fund are available through OVC’s Crime Victims Fund webpage: <https://ovc.ojp.gov/about/crime-victims-fund>.

FY 2019 – FY 2024 Crime Victims Fund Cumulative Monthly Deposits (\$ Millions)

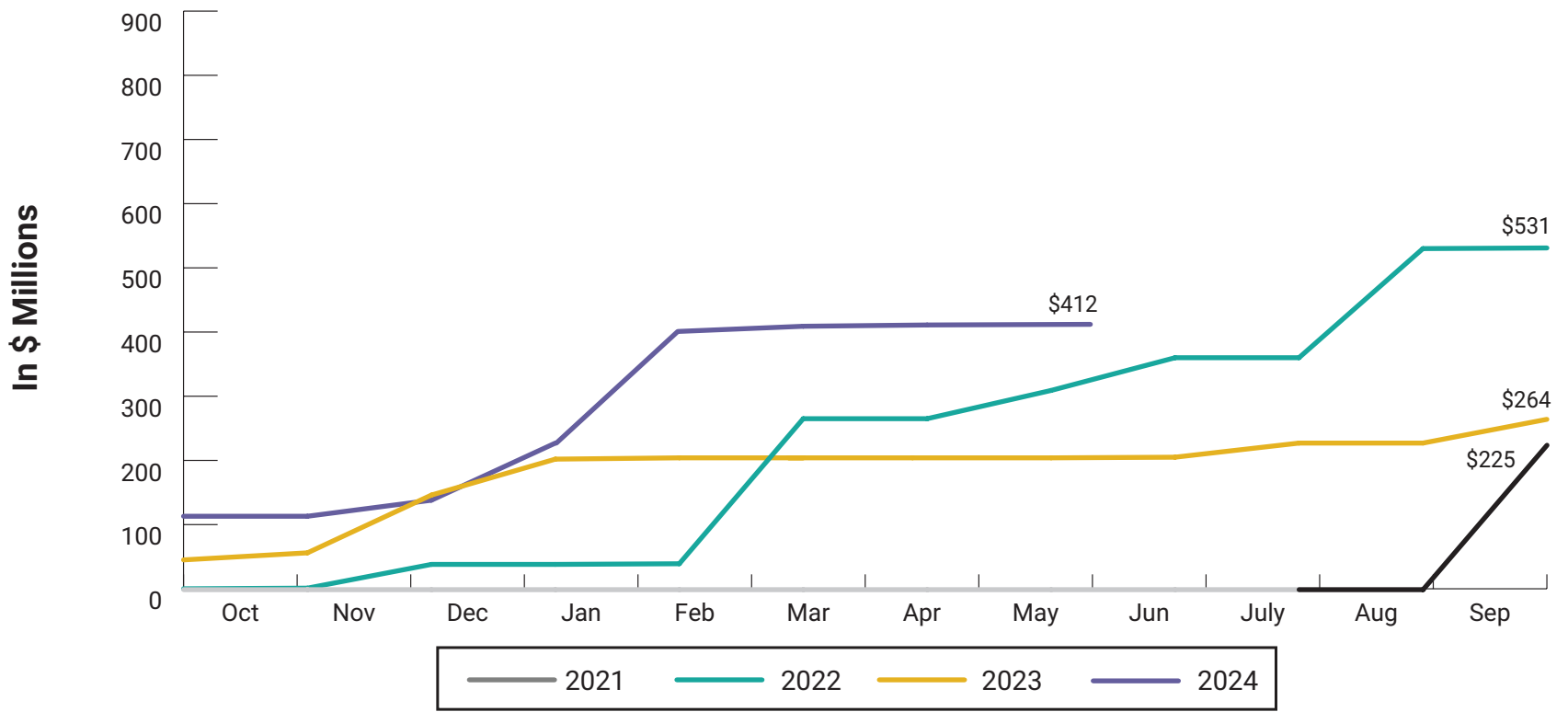
Criminal Fines, Penalties, Gifts, Donations, and Bequests (as of 5/31/2024)



| Fiscal Year | Oct | Nov | Dec | Jan | Feb | Mar | Apr | May | Jun | July | Aug | Sep |
|-------------|-------|-------|-------|-------|-------|-------|-------|-------|-------|-------|-------|---------|
| 2019 | \$69 | \$102 | \$197 | \$210 | \$226 | \$238 | \$277 | \$405 | \$440 | \$451 | \$480 | \$495 |
| 2020 | \$13 | \$16 | \$96 | \$157 | \$165 | \$171 | \$177 | \$327 | \$393 | \$456 | \$464 | \$502 |
| 2021 | \$125 | \$172 | \$178 | \$203 | \$210 | \$314 | \$433 | \$443 | \$457 | \$464 | \$521 | \$551 |
| 2022 | \$30 | \$42 | \$56 | \$89 | \$138 | \$144 | \$152 | \$159 | \$166 | \$174 | \$284 | \$290 |
| 2023 | \$202 | \$302 | \$318 | \$334 | \$340 | \$613 | \$837 | \$857 | \$863 | \$875 | \$884 | \$1,123 |
| 2024 | \$29 | \$36 | \$44 | \$52 | \$57 | \$253 | \$331 | \$340 | | | | |

FY 2021 – FY 2024 Crime Victims Fund Cumulative Monthly Deposits (\$ Millions)

Deferred Prosecution and Non-Prosecution Agreements (as of 5/31/2024)



| Fiscal Year | Oct | Nov | Dec | Jan | Feb | Mar | Apr | May | Jun | July | Aug | Sep |
|-------------|-------|-------|-------|-------|-------|-------|-------|-------|-------|-------|-------|-------|
| 2021 | \$ - | \$ - | \$ - | \$ - | \$ - | \$ - | \$ - | \$ - | \$ - | \$ - | \$ - | \$225 |
| 2022 | \$0 | \$1 | \$38 | \$38 | \$39 | \$265 | \$265 | \$309 | \$360 | \$360 | \$530 | \$531 |
| 2023 | \$45 | \$56 | \$146 | \$202 | \$204 | \$204 | \$204 | \$204 | \$205 | \$206 | \$227 | \$264 |
| 2024 | \$113 | \$138 | \$227 | \$336 | \$401 | \$409 | \$411 | \$412 | | | | |